

60' BULK
YIELD-PRO
from
Great Plains



MODEL
YP-2425

Great Plains proudly introduces the industry's first 60-foot planter that has the ability to plant 15" and Twin-Row 30". 20 and 30-inch spacings are also available. The YP-2425 features a floating hitch design that provides the flexibility to meet challenging terrain. Yet, the 60-foot Yield-Pro® model easily folds to a transport width of only 14 feet, 10 inches. The telescoping tongue retracts in field position for short headlands and outstanding maneuverability.

The YP-2425 can be equipped with the operator's choice of two 82-bushel bulk poly hoppers or two seed company's bulk seed boxes. With its 164-bushel capacity, it can easily plant up to 160 acres of soybeans or 250 acres of corn in one fill—which provides a level of productivity that is approximately 52% greater soybean and 12.8% greater corn productivity than its major competitor that uses individual hoppers. Like all Yield-Pro® planters, the YP-2425 uses air to gently move the seed from the hopper to the individual row meters mounted on

field-proven 25 Series openers. Choose precision finger pickup meters for corn or sunflowers; or Great Plains Singulator-Plus™ meters for soybeans and milo.

Add the optional 2,000-gallon fertilizer cart, and apply in-row and/or between-row fertilizer at planting time to minimize passes and fuel usage. The YP-2425 row units can be equipped with a wide range of attachments, including no-till coulters, frame- or unit-mounted row cleaners.

Any way you equip it, the Model 2425 Yield-Pro® is designed to increase productivity and improve yields on your farm.

Available in
15", 20", 30" and
Twin-Row
Spacing



Great Plains

60' BULK PLANTER SPECIFICATIONS




Narrow Transport




Central Bulk Fill



Air Delivery System



25 Series Row Unit



Floating Tongue



High Flotation Tires



Low-Profile Markers



2000 Gallon Cart (opt)



Positive Ground Drive



Wide Walkboards & Ladder

FEATURES AND BENEFITS

Feature	Benefit
Narrow Transport	One of the narrowest in the industry without the complicated pivot mechanisms.
High Flotation Tires	10 Wide skid steer tires are tough and provide exceptional flotation.
Low Profile Markers	Optional markers reduce transport height and help keep the machine out of trees on first round.
2000 Gallon Cart (opt)	Allows the application of low rate fert in row and high rate fert between rows reducing field passes.
Positive Ground Drive	Standard mechanical ground drive.
Wide Walkboard & Ladder	Steel walkboards with safety railing and ladder.
Central Bulk Fill	Ability to plant directly from dual bulk boxes or 2 optional 82 bu. poly hoppers - 52% more productivity than leading competitors.
Air Delivery System	Patented manifold distributes seed on demand without any moving parts.
25 Series Row Unit	Ultra-Narrow-Row-Unit™ with exceptional strength and unmatched accuracy.
DJ Intelli Ag Monitor	State-of-the-art ag monitor w/5" screen & field function programming.
Floating Tongue	Provides exceptional ground following capabilities in undulating ground.

OPTIONAL EQUIPMENT

Flat Fold Markers	Population Max or Singulator Meter	Terra-Tine Row Cleaners	Seed-Lok
Choice of Press Wheels	Poly Hoppers	Starter Fertilizer	Variable Rate Hydraulic Drive
Keeton Firmers	Unit Mount Coulters	w/2000 Gal. Cart	Pull Hitch
Hydraulic Tongue	Row Cleaners	Fluted, Wavy, or Turbo Blades	10" Intelligag Screen


SPECIFICATIONS

Model Name	YP-2425
Transport Width	14' 10"
Working Width	60'
Transport Length	49'
Transport Clearance	21"
Transport Height	13' 2" with Marker 11' 9" without Markers
**Weight (APPROX.)	25,900 lbs (30" 24 Row), 31,200 lbs. (30" Twin-Row)
Row Spacings	30" Twin Row, 15", 20", 30"
Seed Hopper Capacity	Bulk Seedbox System (Boxes Not Included) 82 bu. Poly Hoppers (Optional) 164 bu. total
Opener Travel	10"
Opener Depth Range	0 to 4"
Opener Down Pressure	200 to 500 lbs.
Fill Height	110" with seed company bulk box, 112" with 82 bu. poly hopper.

Note: All specifications subject to change without notice.

ROW UNIT CONFIGURATIONS


TwinRow



20" Spacing



15" Spacing



30" Spacing

