

4 X 4

4. X 5'

RF 235 - RF 255



Fixed chamber round balers





Adding a new dimension to bale density

From the leaders in baling technology

a new generation of fixed chamber balers which add a new dimension to bale density. The new RF 235-255 models are designed for intensive professional use in heavy silage conditions.

A new bale chamber with either 14 or 17 BaleTrack rollers ensures consistently high density bale formation in all conditions.

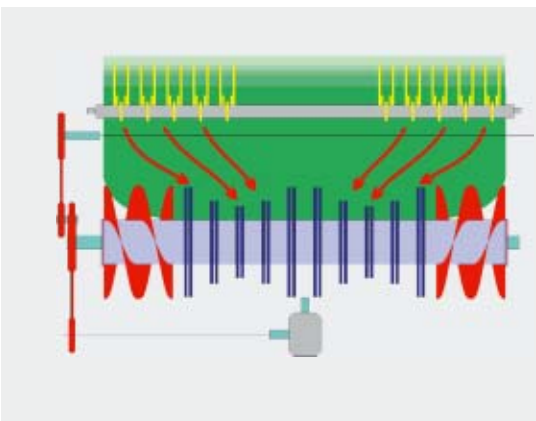
Perfect chopping quality

Vicon introduced pre-chopping systems to round balers and then advanced performance levels still further with the development of its unique "Integral technology" intake system.

A fast, smooth flow of crop into the baler is guaranteed whatever the conditions.

Fitted with the optional "OptiCut" pre-chopping system – available with either 14 knives or the innovative 23 knife "HydroProtect" system, a significant increase in bale weight can be achieved, together with an improvement in silage quality due to a more rapid and complete fermentation.

Integral rotor technology



Up to 2.3 m intake width

The Vicon RF 235 and 255 offer swath collection, from a 2.1 m or 2.3 m wide, galvanised pick-up with 61mm tine spacing that efficiently gathers the densest of swaths at high forward speeds.



The crop baffle plate and the large guide wheels give a clean raking job



Optional swiveling guide wheels

Integral rotor – a constant flow of crop for optimum throughput

Vicon Integral Rotor Technology raises intake performance to a new level. Large diameter, heavy duty auger flights are incorporated directly onto the outer sections of the rotor.

Crop is transferred directly into three rows of feeding tines arranged in a helix pattern maintaining an even feed, regardless of variations in swath presentation. This means the heaviest of swaths are force-fed through the pre-chopping mechanism – and a positive feed allows faster forward speeds for outstanding productivity levels.

Smooth crop flow

Large diameter, height adjustable guide wheels with pneumatic tyres carry the spring-balanced pick-up over every ground contour for the cleanest raking job.

A crop baffle plate above the pickup helps to even out the flow of material, pre-compressing the crop in front of the rotor regardless of crop conditions. For the most awkward swaths the baffle plate can be equip-ped with a roller to guide it over the swath for even smoother material flow.

Designed for the biggest swaths




OptiFeed - for those who don't need pre-chopping

Where pre-chopping is not required, the OptiFeed system utilises Vicon's Integral Rotor Technology on the RF 235-255. Bulky, dense, high dry matter crops can be fed to the bale chamber without risk of blockage.

Vicon OptiCut system with 14 or 23 knives

Equipped with an "OptiCut" pre-chopping system the RF 235-255 can increase bale weights and improve silage quality. OptiCut pre-chopped bales are also easier to open and add into the feed ration, a particular benefit for customers working with diet feeders.

The Vicon PowerPush system for fast and easy unblocking



Vicon OptiCut system with 14 or 23 knives

OptiCut 23-knife system



The 14 knife OptiCut pre-chopping system delivers a chop length of 70 mm

Vicon OptiCut 14

Equipped with 8mm diameter tines arranged in three rows, the integral rotor used by the 14-knife OptiCut system is designed for maximum throughput. Bulky crops with poor swath presentation are positively fed into the bale chamber.

The 14 knife OptiCut pre-chopping system delivers a chop length of 70 mm. Knives and scrapers overlap across the pre-chopping area for maximum efficiency.



The 23-knife OptiCut system can deliver a chop length of just 45 mm

Vicon OptiCut 23

Exclusive to Vicon, the 23-knife crop pre-chopping system is fed by a 1.99 m wide feed rotor equipped with large diameter auger flights and 6mm thick, centrally located double tines flanked by larger diameter 10mm thick tines.

The result

A constant flow of crop to the pre-chopping mechanism which delivers over 9000 cuts/minute for the ultimate in baled forage quality.



Vicon HydroProtect

OptiCut 23 with HydroProtect

Knives are individually protected against foreign objects by a dual circuit hydraulic system with twin accumulators. Any obstruction simply pushes the affected knife to its retracted position, with the accumulator restoring the knife to its working position as the obstruction passes. Where crop chopping is required, the operator can choose to engage all 23 knives or can select alternate banks of 11 or 12 knives, so that in difficult conditions one half of the set can be used in the morning and the other half in the afternoon, maintaining chop quality throughout a long days work.



Vicon PowerPush


- Fast and easy unblocking

Should a blockage occur, clearance is straightforward with the unique new Vicon PowerPush system. The blockage is gently pushed through by increasing the torque on the rotor hydraulically from the tractor cab. In no time the blockage is cleared - and baling can continue. If a foreign object has been picked up, the system can also be used to reverse the rotor.



Vicon OptiCut 14 with individual knife protection

With the 14-knife OptiCut system, knives are individually spring loaded enabling them to move clear of stones or other obstructions, automatically returning to the cutting position when the obstruction has passed.



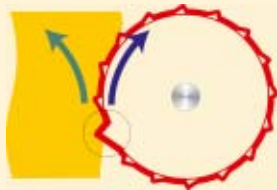


BaleTrack rollers for improved bale density

grainage aux 500 balles

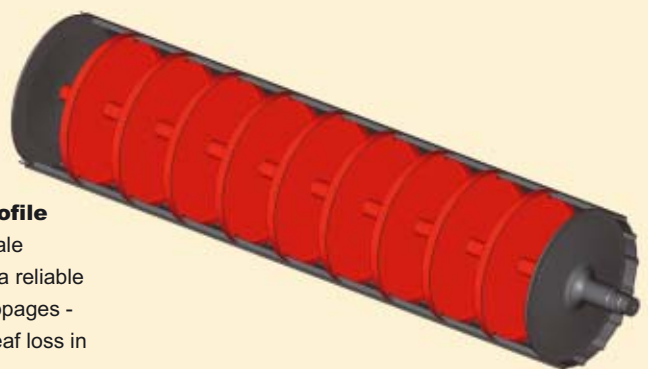
A rugged design, with attention to details

Produced from high-grade steel, BaleTrack profile rollers are constructed from two overlapped pressed sections which are then fully seam welded for maximum rigidity. Radial support rings located inside each section give further support, while the end plate and roller stub shafts are forged in one piece, which ensures the forces imposed in heavy silage conditions are equally distributed throughout the entire roller.



'Baletrack' ribbed roller profile


An asymmetrical profile on the bale chamber's steel rollers ensures a reliable bale turning process without stoppages - even in dry, short straw crops. Leaf loss in silage is also kept to a minimum.





Super heavy duty drive line

The drive lines on the RF 235-255 are designed to cope with the toughest conditions. The power drive to the chopping system and bale chamber is split to allow a uniform transmission of high power and torque. The power is transmitted by heavy duty 11/4" pitch drive chains that work in combination with large diameter sprockets to minimise wear and keep running costs to a minimum.



Heavy duty roller bearings

Each roller is carried on heavy-duty bearings, mounted in cast housings and securely bolted to the outside of the bale chamber walls. Roller bearings are greasable from four conveniently located central greasing banks. All rollers can be removed for service without removing any other major components - keeping expensive downtime to a minimum.

PowerLock gives consistent bale density

Strong, rear door hydraulic cylinders work in combination with a hydraulic lock valve to produce maximum baling density at any time. The opening and closing time of the tail gate is reduced to a minimum meaning more bales per hour and improved efficiency.



Power transmission is by heavy duty 11/4" pitch drive chains



Continues chain oiler to reduce service requirements



Heavy duty bearings are easily exchangeable

Total operator control



AutoForm - comfortable in-cab control

The AutoForm in-cab control box provides clear, easy to read information on the baling and wrapping processes. Choose from net or twine tying, select the number of wraps, activate the pre-chopping system, pick-up or bale counter - all functions can be preset with ease and monitored through the control box. The system can be switched between manual and automatic modes at the press of a button to suit operating conditions.



Activation of pick up and pre-chopping systems



Choose from net and twine wrapping



Bale counter



A neatly wrapped package - time after time



The net system is also capable of applying wider types of net

Simple to use system

The net and twine systems of the RF 235-255 are designed to be very simple and reliable. Changing the net roll is very easy, with simple access, while still standing safely on the ground. The net is applied to the bale from the upper part of the bale chamber, and is tolerant of variations in net quality, ensuring total coverage of the bale – right to the edges. The result is perfectly shaped bales.

High performance net and twine systems

The RF 235 and 255 can be equipped with twine and net-wrap systems. The tying process runs automatically, but can be overridden and

started manually. Both twines cross after a few turns to ensure consistently tied bales. There's room for 6 spools of twine and an additional spare net roll.

Transport at high speed



The strong continuous axle gives ultimate strength




Tandem axle for smooth travel on uneven ground



Tandem axle allows forward speeds up to 60 km/h.

The RF 235-255 have a continuous beam axle that is connected with the strong frame. This rugged design allows wheel sizes up to 600/45-22,5 on the single axle. With the single axle optional hydraulic or pneumatic brakes allow forward speeds up to 40 km/h.



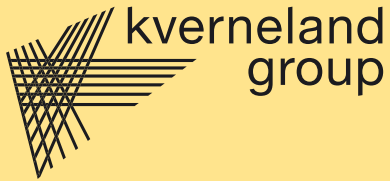
Road speeds are a subject of local regulations

Technical specifications



	RF 235 OptiCut 14	RF 235 OptiCut 23	RF 255 OptiCut 14	RF 255 OptiCut 23
Overall length (m)	4.025	4.025	4.38	4.38
Overall width (m)	2.45	2.45	2.45	2.45
Overall height (m)	2.375	2.375	2.60	2.60
Total weight (kg)	2995	3175	3050	3300
Pick-up				
Working width (m)	2.10	2.30	2.10	2.30
Number of tine rows	4	5	4	5
Baffle plate	●	●	●	●
Pneumatic-tyred gauge wheels	●	●	●	●
Swiveling guide wheels	○	○	○	○
Roller for baffle plate	○	○	○	○
Rotor and OptiCut				
Integral cutting rotor	●	●	●	●
Single knife protection	●	●	●	●
Group selection for knives	–	0-11-12-13	–	0-11-12-13
Rotor disengagement	●	●	●	●
PowerPush	○	○	○	○
Bale chamber				
No. of rollers	14	14	17	17
Diameter (m)	1.25	1.25	1.50	1.50
Width (m)	1.22	1.22	1.22	1.22
PowerLock	●	●	●	●
Bale ejector	○	○	○	○
Driveline				
11/4" pitch drive chains	●	●	●	●
Wide angle PTO-shaft with cam clutch	●	●	●	●
Operation				
AutoForm controlbox	●	●	●	●
		2		2
Binding systems				
Twine binding	●	●	●	●
Net binding	○	○	○	○
Twine & net binding				
Wheels & axles				
15.0/55-17 AW	●	●	●	●
19.0/45-17 AW	○	○	○	○
500/50-17 AW	○	○	○	○
500/45-22,5 AW	○	○	○	○
600/40-22,5 AS	○	○	○	○
Tandem axle	○	○	○	○
Hydraulic brake	○	○	○	○
Pneumatic brake	○	○	○	○

● = standard equipment ○ = optional equipment – = not available



Kverneland Group is the largest specialised producer and distributor of farming implements in the world. The Group is a family of strong brands enabling us to provide both the farmer and dealer with a unique and complete range of high quality products for soil preparation, grass harvesting, seeding, spreading, spraying, potato cultivation and grape harvesting.

www.kvernelandgroup.com



A full range of forage harvesting equipment

Vicon offers you a full range of forage harvesting equipment: drum and disc mowers and mower conditioners, tedders, rakes, fixed and variable chamber round balers, big square balers, bale wrappers, fertiliser spreaders and maize choppers.



All Vicon machines are protected by a Duracoat powder paint coating. The result is a sealed extremely hard wearing and attractive finish.

Kverneland Group UK Ltd
Walkers Lane, Lea Green, St. Helens
Merseyside WA9 4 AF
Tel 01744 853 200, Fax 01744 853 400

Kverneland Ireland Ltd
Hebron Industrial Estate
Kilkenny
Tel 056 51597, Fax 056 62207

Kverneland Group
Global Product Area Grass
P.O. Box 1000
2150 BA Nieuw-Vennep
The Netherlands

